

## Marking, editing and feedback



My work should always have a date and focus.

When asked by my teacher I will write on every other line.

If I make a mistake I will put a single line through it and write my correction above/next to.

### I understand the marking in my work.

**F** - My focus for the lesson.

**I** - I have worked by myself. (Independently)

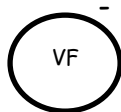
**P** - I have worked with a friend. (Paired work)

**A** - Child was absent on - give date

Initials in a circle are the adult I have worked with.




- My teacher would like to talk with me about my work.



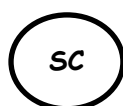
- My teacher has talked to me about something I need to improve or think about.

^


I've missed something out and I need to add it in.



- My teacher is pleased with my work. (Merits and rewards)



- Success criteria. (What I sometimes use to help me achieve my focus)

<b>F: I can.....</b>		
<b>I can have a ☺ if:</b>		
<b>Success Criteria</b>	<b>Me</b>	<b>Adult</b>
<b>I have.....</b>	✓	✓
<b>I.....</b>	✓	


### I can self-assess against the focus or success criteria.

☺ - I have met the success criteria/understood the focus.

☺ - I have met some of the success criteria/gained some understanding of the focus.

⊗ - I was unable to use the success criteria/I need further support with this focus.

## My teacher and I will now decide on my next steps.



I can do this by checking my success criteria and seeing what I missed. I may have a task to do to let me practice something further. I should aim to do this in future pieces of work.

### Editing

#### Green pen before my teacher marks my work

I will use my green pen to edit my work, making improvements and checking errors with my spelling and grammar.

To do this I could:

- Use a dictionary/thesaurus/IPad
- Use displays and words mats
- Ask a friend/talk partner to discuss my work with me

### Spelling

#### Key Stage 1 -

SP

- I need to check how to spell this word and write it out 3 times.

If part of a word is underlined speek I should change this to make it correct speak and write it out again 3 times.

#### Key Stage 2 -

When marking, my teacher will highlight key spellings I should know. I will find the correct spelling of these words and write them above the error.

### Mathematics

. - if there is a dot next to the calculation I may need to work this out again

I will remember to look at the marking as this will help me become a confident and accurate learner.

I will always remember to present my work neatly, feeling proud of what I can achieve. I can choose work I am proud of to go in my learning journey each term. 😊