









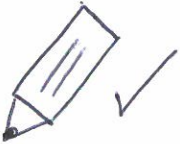














# Writing Symbols

<b>think it</b>		<b>say it</b>		<b>write it</b>	
					
<b>capital letter</b>	<b>full stop</b>	<b>finger space</b>	<b>question mark</b>	<b>exclamation mark</b>	<b>inverted commas</b>
					
<b>start at the beginning of the line</b>	<b>hold your pencil correctly</b>	<b>form your letters correctly</b>	<b>keep your letters the same size</b>	<b>write on the line</b>	<b>present your work neatly</b>
					
<b>sound it out</b>	<b>order or sequence</b>	<b>spelling</b>		<b>use interesting words</b>	<b>make your sentences longer</b>
					
 <b>remember to always check your work carefully</b>					